

# ΔTMO SPHERE

COLLECTION

ELECTRIC INBUILT HEATERS





# The Art of Electric Fire

---

Experience the next level of electric fireplace design with a premium insert powered by our Chromalight™ LED lighting system. Lifelike flames, captivating visuals, and true three-dimensional depth come together in the Atmosphere Electric Insert collection — one of the most versatile solutions available today.

Thoughtfully engineered by Regency, each insert is designed to maximize realism, performance, and value. With flexible installation options, adaptable heat output, and a range of sizes and styles, Atmosphere brings warmth, comfort, and ambiance to more spaces than ever before.

The collection began with the Ei25 and expanded to the Ei29 & Ei33. The compact Ei25 delivers the same power and design flexibility, while the Ei33 offers a larger, more dramatic visual statement for impactful spaces.

## Options

---

### FRONT OPTIONS



3-sided & 4-sided  
Finishing Trim (included)



Flush 3-Sided Faceplate



Flush 4-Sided Faceplate



Ei25 infill panel

### LOG SET



Split Oak Set (included)

### OPTIONAL ADD-ON



*NOTE: Mantel supplied Raw*

# REGENCY ELECTRIC INSERTS Ei25 • Ei29 • Ei33

Small, Medium & Large Electric Inserts



Ei29 shown with 3 sided finishing trim.

## FEATURES

- Up to 2kw programmable heating
- High-impact, realistic orange & red flame pattern that provides the utmost realism with 5 levels of brightness
- Top-down lighting enhances realism & reflection on the log set, providing a sense of depth
- Pulsing, Dynamic Fuel Bed Lighting with a spectrum of different colors to enhance your mood with 5 levels of brightness
- High-definition, 3D Layered Oak Log Set Complete with Charcoal Logs, Embers, Ginger Crystals & Grate - the most realistic electric media package in the industry
- Included thermostatic remote control to adjust the power, heater, flames, brightness & desired temperature
- Option to control the power, flame & heater with discreetly integrated buttons
- 3 and 4-sided finishing trims are included, for an easy out-of-the-box install
- Wifi App Control

### FLAME VIEWING AREA

Ei25	627 mm W x 403 mm H
Ei29	729 mm W x 479 mm H
Ei33	830 mm W x 581 mm H

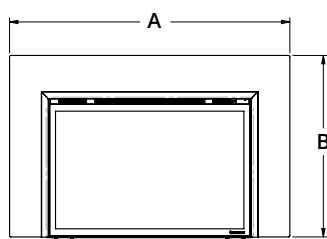


Ei33 shown with 3 sided finishing trim.

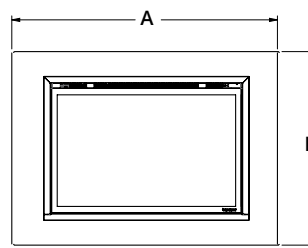
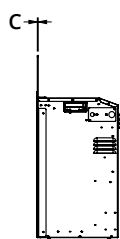


Ei25 shown with flush 3 sided faceplate.

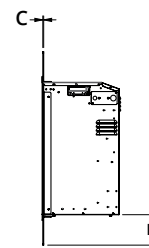
# Measurements



3-Sided Faceplate



4-Sided Faceplate



Ei25 - FACEPLATE	DIMENSIONS - IN MILLIMETERS			
	A - WIDTH	B - HEIGHT	C - DEPTH	D - BOTTOM HEIGHT
4-Sided Finishing Trim (included standard)	687 mm	477 mm	3 mm	20 mm
3-Sided Finishing Trim (Remove bottom onsite)	687 mm	457 mm	3 mm	--
3-Sided Flush Faceplate	910 mm	590 mm	2 mm	--
4-Sided Flush Faceplate	910 mm	660 mm	2 mm	108 mm
Ei25 infill panel (suit Exeter mantel)	945 mm	945 mm	1.5 mm	150 mm

Ei29 - FACEPLATE	DIMENSIONS - IN MILLIMETERS			
	A - WIDTH	B - HEIGHT	C - DEPTH	D - BOTTOM HEIGHT
4-Sided Finishing Trim (included standard)	789 mm	554 mm	3 mm	20 mm
3-Sided Finishing Trim (Remove bottom onsite)	789 mm	534 mm	3 mm	--
3-Sided Flush Faceplate	1021 mm	661 mm	2 mm	--
4-Sided Flush Faceplate	1021 mm	750 mm	2 mm	108 mm


Ei33 - FACEPLATE	DIMENSIONS - IN MILLIMETERS			
	A - WIDTH	B - HEIGHT	C - DEPTH	D - BOTTOM HEIGHT
4-Sided Finishing Trim (included standard)	890 mm	655 mm	3 mm	20 mm
3-Sided Finishing Trim (Remove bottom onsite)	890 mm	635 mm	3 mm	--
3-Sided Flush Faceplate	1172 mm	780 mm	2 mm	--
4-Sided Flush Faceplate	1172 mm	941 mm	2 mm	108 mm

\* Bottom trim from 4 sided finishing trim is removed to create a 3 sided.

\*\* Included with appliance.

# Plug supplied - connects to standard power outlet 220V - 240V 50Hz 10A

# Measurements

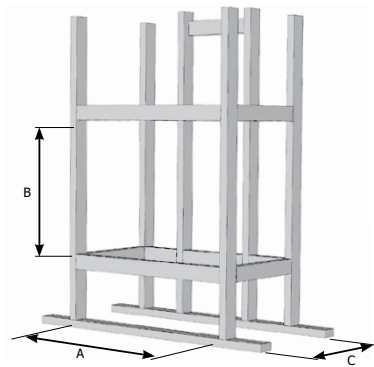


UNIT	FIREBOX DIMENSIONS - IN MILLIMETERS			
	A - HEIGHT (FRONT)	B - DEPTH	C - WIDTH (REAR)	D - WIDTH (FRONT)
Ei25	432 mm	302 mm	478 mm	648 mm
Ei29	508 mm	302 mm	580 mm	750 mm
Ei33	610 mm	337 mm	661 mm	851 mm

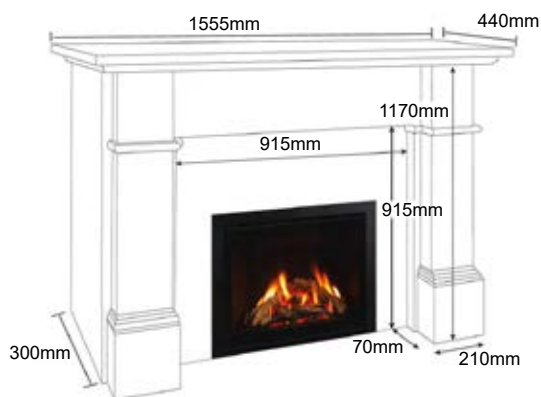
\* Firebox dimensions exclude finishing trim

# Framing

WOOD FRAMING - IN MILLIMETERS	A	B	C
Ei25	653	450	320
Ei29	755	526	320
Ei33	856	628	355



## TIMBER MANTEL



Suitable for the Ei25 & Ei29

DISCLAIMER: Please always refer to the manual for the latest up to date installation details.



Find More Products at **REGENCY-FIRE.COM.AU**



**Fireplace Products Australia Pty Ltd.**  
99 Colemans Rd, Dandenong South  
VIC, 3175, Australia  
**Phone:** 1 800 081 978  
**Email:** sales@regency-fire.com.au

**Distributor WA**  
**Air Group Australia**  
131 Bannister Rd Canning Vale  
WA, 6155, Australia  
**Phone:** 08 9350 2200

*Your Regency Dealer*

©2026 FPI Fireplace Products International Ltd. Regency® are the registered and/or proprietary trademarks of FPI Fireplace Products International Ltd. All rights reserved. (04/26)