



# BIRCH 24" LOG PLACEMENT GUIDE

## VENTED LOGS PART # 946-827

003-118



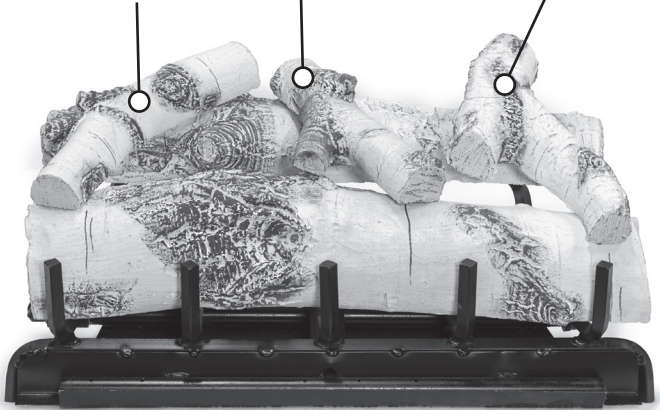
A-3-24



003-120

003-121

003-122



003-123

003-124

