

NEW

ASPIRE

BY REGENCY®



 **REGENCY**
FIREPLACE PRODUCTS

REGENCY-FIRE.COM.AU/ASPIRE

INNOVATIVE BURNER TECHNOLOGY | LARGE PREMIUM GAS FIREPLACE



OUR NEWEST GAS FIREPLACE

REGENCY ASPIRE AS1440

WHEN ORDINARY ISN'T AN OPTION — THE ASPIRE BY REGENCY IS.

Experience unmatched flame picture, warmth & comfort with this premium fireplace. Made for luxury with standout design, innovative upgrades and cutting-edge performance.

STANDARD FEATURES

- Innovative Multi-Dimensional Burner
- High Definition hand-crafted logs
- Extra-tall glass viewing area 540mm high
- Dual glass safety barrier
- Remote control
- Power flue for long flue runs
- Ember bed & top-down lighting

OPTIONS

- Flush Clean Face Finish
- Finishing Trim
- Wifi Control
- Inner reflective panels



regency-fire.com.au/aspire

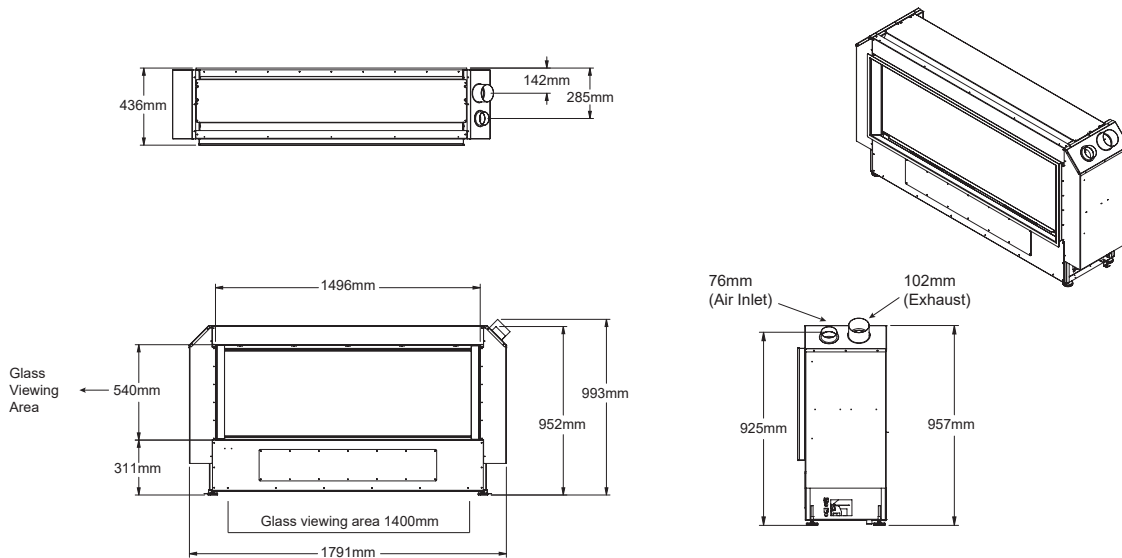
ENERGY SPECIFICATIONS

	NG	LPG	ULPG
Gas Consumption	50MJ/h	48MJ/h	36MJ/h
Power Output	10.8kW	10.8kW	8.3kW/h



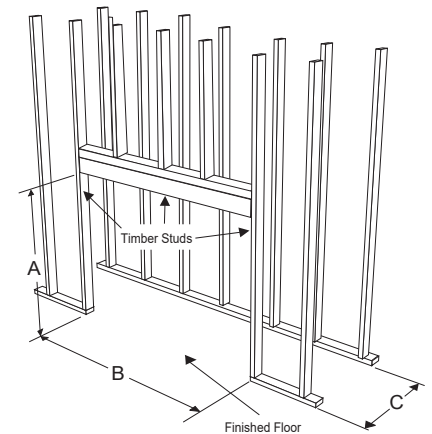
SPECIFICATIONS

UNIT DIMENSIONS

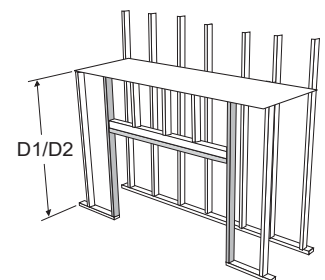


FRAMING DIMENSIONS

Framing Dimensions	Description	AS1440
A	Framing Height	1055 mm combustible finish
B	Framing Width	1893 mm
C	Framing Depth	439 mm
D1	Minimum Height to Combustibles	1498 mm (power flue in chase)
D2	Minimum Height to Combustibles	1073 mm (power flue outside of chase)
E	Corner Wall Depth	1908 mm
F	Corner Facing Wall Width	2699 mm
G	Flue Centerline Height	1245 mm
I	Gas Connection Opening Height	77 mm
J	Gas Connection Height	98 mm
K	Gas Connection Inset	122 mm
L	Gas Connection Opening Width	102 mm



Combustible flush finishing framing



NOTES

- A minimum thickness of 10 mm - max. 38 mm combustible facing board is required.
- Do not place timber studs below the timber framing studs already in place.
- If raising the unit, then the minimum framing height measurement (A) must be adhered to. For example: Unit raised 300mm then A+ 300 mm = 1355 mm.

Fireplace Products Australia Pty Ltd.
99 Colemans Rd, Dandenong South VIC, 3175,
Australia

Phone: 1 800 081 978
Email: sales@regency-fire.com.au